



SOCIO - ECONOMIC SITUATION

OCTOBER AND THE 10 MONTHS OF 2025 - HEADLINES

AGRICULTURE

Cultivated areas of rice and main crops as of 20 October, 2025 (YoY)



1,521.3 ^{thous. ha}

▼ 0.6%

Winter rice

699.2 ^{thous. ha}

▼ 2.4%

Autumn-winter rice

46.2

thous. ha

▼ 27.7%

Maize

6.8

thous. ha

▼ 32.7%

Sweet potatoes

4.4

thous. ha

▼ 22.8%

Peanut

1.0

thous. ha

▼ 23.1%

Soya-bean


71.4

thous. ha


▼ 25.5%

Vegetables

Livestock at the end of October, 2025 (YoY)




▲ 0.1%



▲ 2.9%

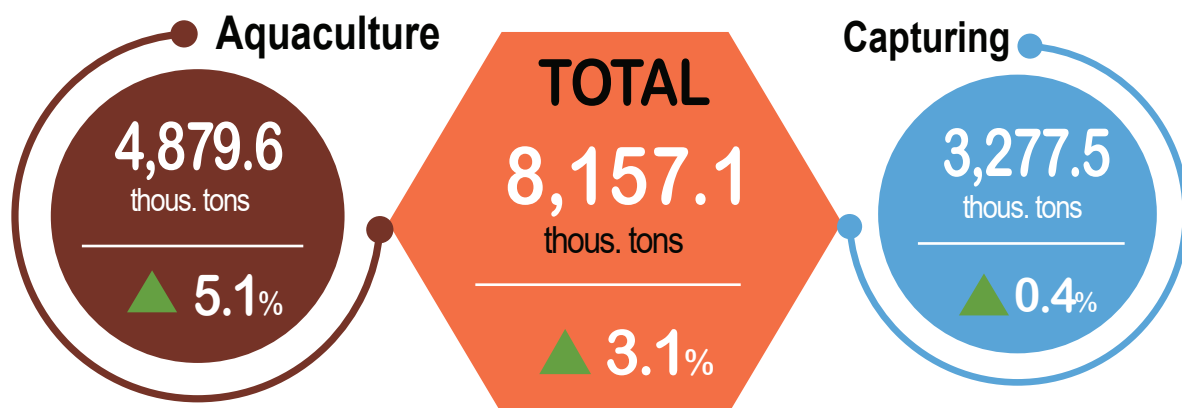


▼ 3.4%



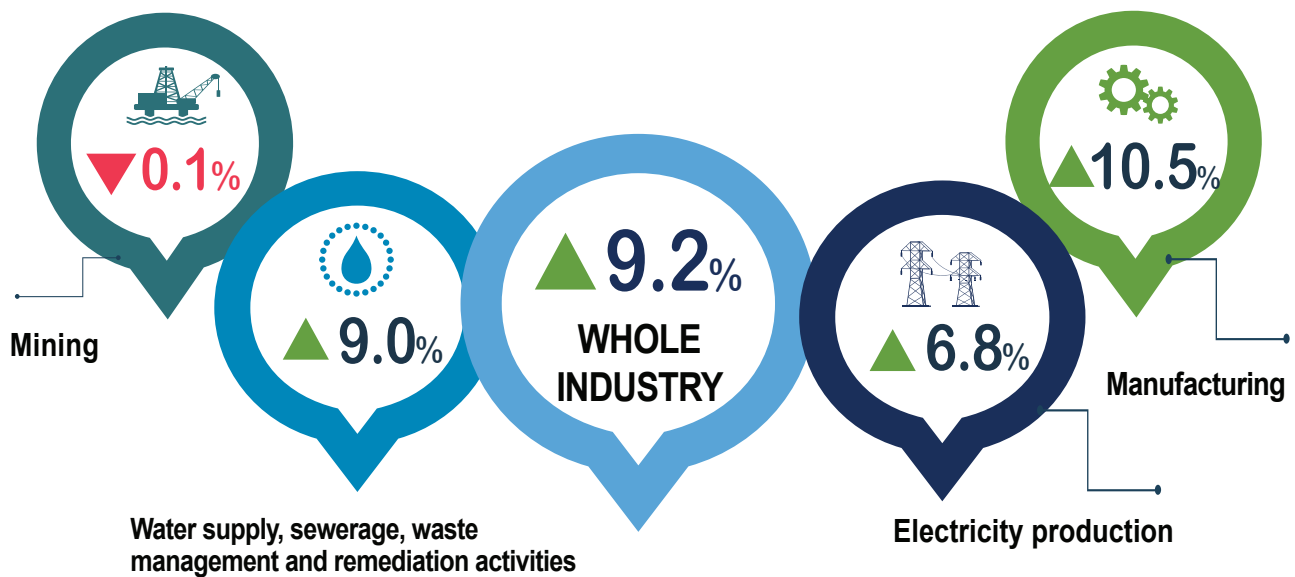
▼ 0.9%

Fishery production in the 10 months of 2025 (YoY)

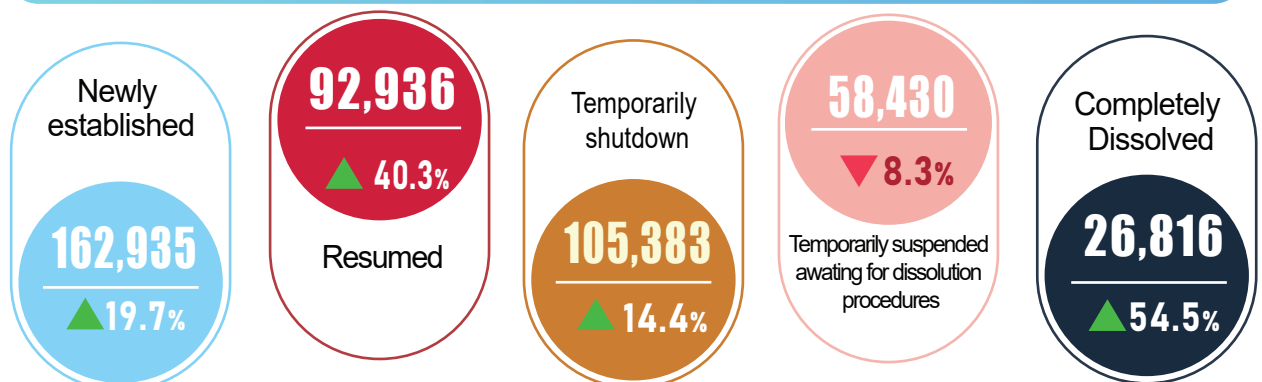


INDUSTRIAL PRODUCTION IN THE 10 MONTHS OF 2025

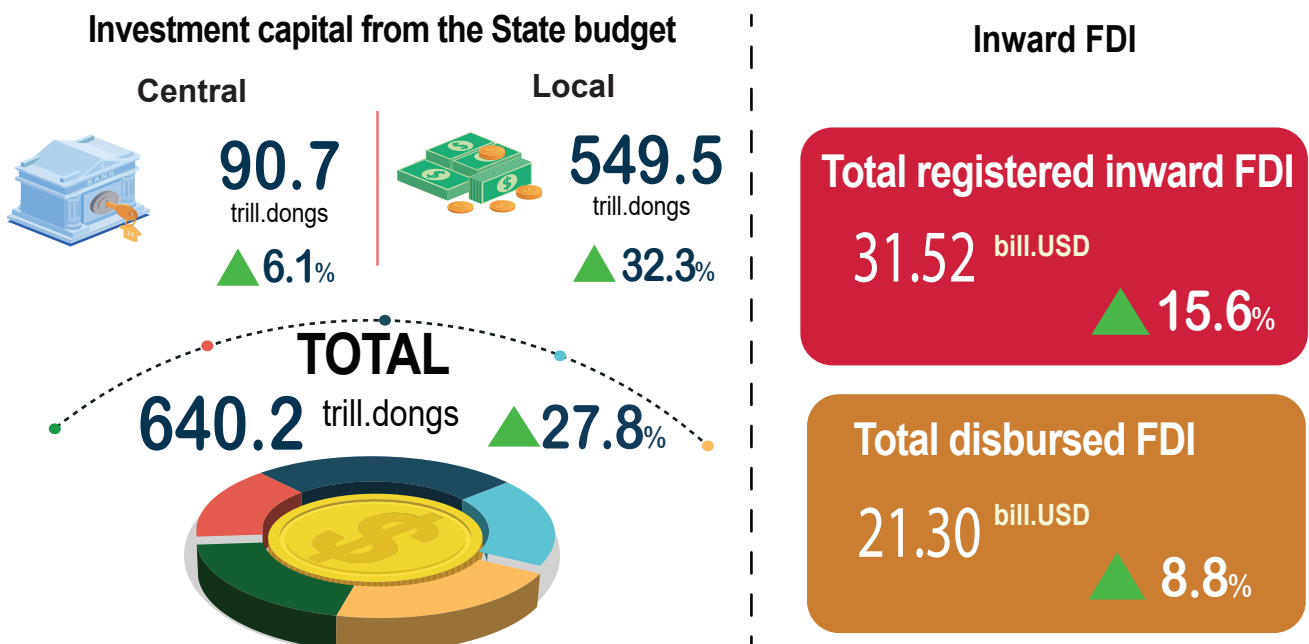
IIP growth rate (YoY)



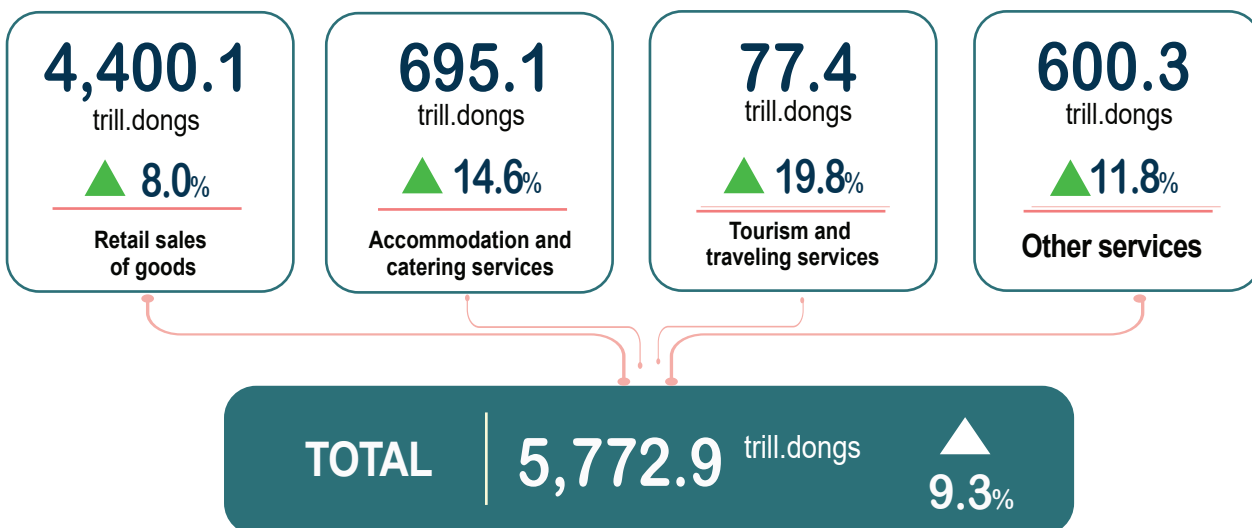
ENTERPRISES IN THE 10 MONTHS OF 2025 (YoY)



INVESTMENT IN THE 10 MONTHS OF 2025 (YoY)




RETAIL SALES OF CONSUMER GOODS AND SERVICES IN THE 10 MONTHS OF 2025 (YoY)

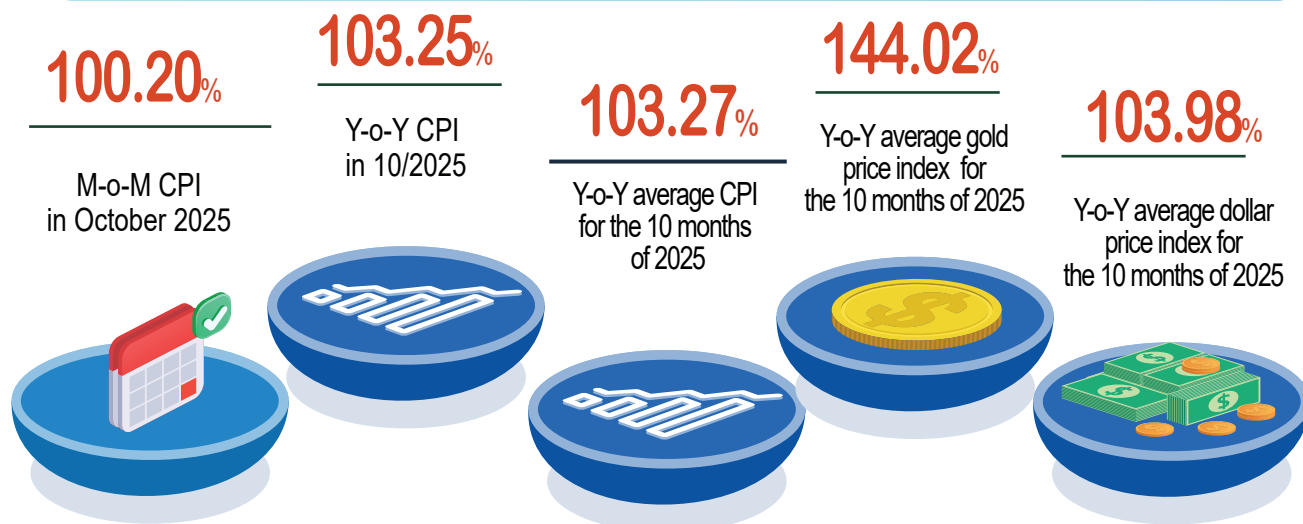


EXPORT AND IMPORT OF GOODS IN THE 10 MONTHS OF 2025 (YoY)

EXPORT - IMPORT TURNOVER



PRICE INDICES



PASSENGER AND CARGO TRANSPORT IN THE 10 MONTHS OF 2025 (YoY)



Passengers

Passengers carried

5,079.8 mill. persons ▲ 22.7%

Passengers traffic

259.9 bill. persons.km ▲ 14.4%



Cargo

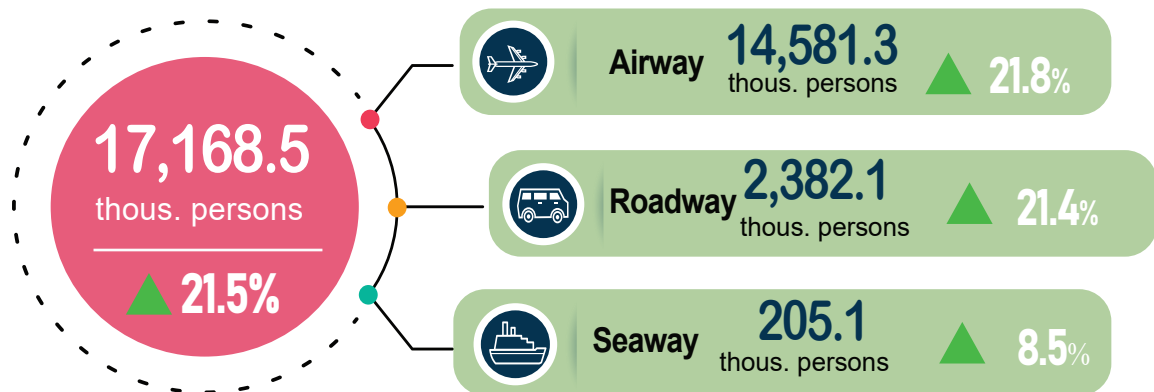
Cargo carried

2,501.6 mill. tons ▲ 15.1%

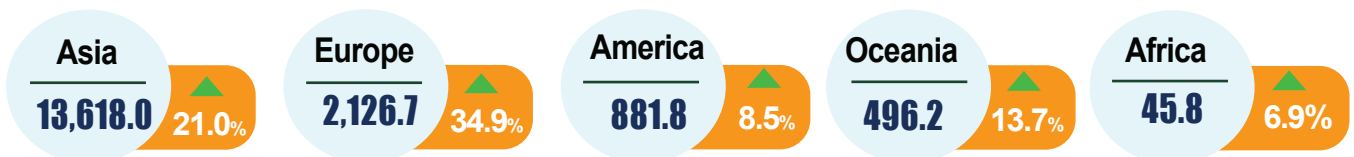
Cargo traffic

506.5 bill.tons.km ▲ 14.1%

INTERNATIONAL TOURISTS TO VIET NAM IN THE 10 MONTHS OF 2025 (YoY)



Continent (Thous. persons)



TRAFIC ACCIDENT IN THE 10 MONTHS OF 2025

Number of traffic accidents

15,251

On average

50

cases of accident per day

Number of deaths

8,515

On average

28

persons per day

Number of injured

10,204

On average

34

persons per day